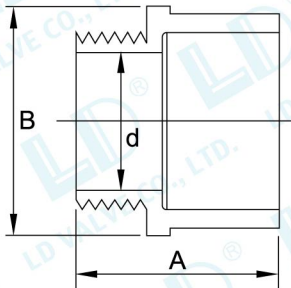
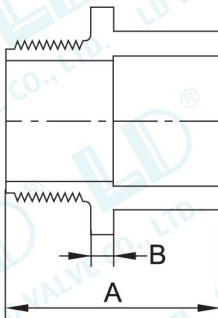


LD-561 **Male Adapter**
Adaptador Macho
 Socket X Male Thread
 Encolar X Rosca Macho



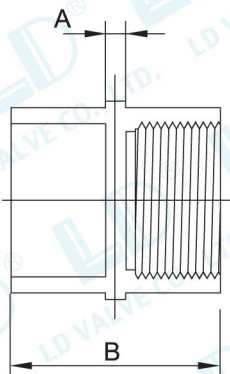
ASTM Inch	DIN d(mm)	mm			Weight (kg/pc)				Pcs/Ctn
		A	d	B	Part Number	PVC	Part Number	CPVC	
1/2"	20	47.1	12.9	30.2	561-012	0.02	561-012C	0.02	100
3/4"	25	57.1	19.4	35.2	561-034	0.03	561-034C	0.03	60
1"	32	63.3	25.5	41.0	561-100	0.04	561-100C	0.05	60
1-1/4"	40	69.0	32.0	51.6	561-114	0.07	561-114C	0.07	40
1-1/2"	50	72.7	38.3	58.6	561-112	0.10	561-112C	0.10	25
2"	63	78.8	49.9	74.0	561-200	0.15	561-200C	0.16	20
2-1/2"	75	95.5	58.3	89.8	561-212	0.25	561-212C	0.26	20
3"	90	100.9	72.5	107.5	561-300	0.34	561-300C	0.35	12
4"	110	115.4	96.2	134.6	561-400	0.57	561-400C	0.60	8

LD-566 **Reducing Male Adapter**
Adaptador Macho Reducido
 Socket X Male Thread
 Encolar X Rosca Macho



ASTM Inch	DIN d x d1(mm)	mm		Weight (kg/pc)				Pcs/Ctn
		A	B	Part Number	PVC	Part Number	CPVC	
3/4" x 1/2"	25 x 20	53.6	7.5	566-034C	0.03	566-034CC	0.03	60
1" x 1/2"	32 x 20	59.9	8.1	566-100C	0.04	566-100CC	0.05	60
1" x 3/4"	32 x 25	59.9	8.1	566-100D	0.04	566-100CD	0.05	60
1-1/4" x 1/2"	40 x 20	68.1	12.1	566-114C	0.07	566-114CC	0.07	40
1-1/4" x 3/4"	40 x 25	68.1	12.1	566-114D	0.06	566-114CD	0.07	40
1-1/4" x 1"	40 x 32	68.1	12.1	566-114E	0.07	566-114CE	0.08	40
1-1/2" x 1/2"	50 x 20	74.9	12.0	566-112C	0.09	566-112CC	0.09	25
1-1/2" x 3/4"	50 x 25	74.9	12.0	566-112D	0.08	566-112CD	0.09	25
1-1/2" x 1"	50 x 32	74.9	12.0	566-112E	0.09	566-112CE	0.10	25
1-1/2" x 1-1/4"	50 x 40	74.9	12.0	566-112F	0.10	566-112CF	0.11	25
2" x 1/2"	63 x 20	83.1	12.1	566-200C	0.12	566-200CC	0.13	20
2" x 3/4"	63 x 25	83.1	12.1	566-200D	0.12	566-200CD	0.13	20
2" x 1"	63 x 32	83.1	12.1	566-200E	0.13	566-200CE	0.14	20
2" x 1-1/4"	63 x 40	83.1	12.1	566-200F	0.14	566-200CF	0.15	20
2" x 1-1/2"	63 x 50	83.1	12.1	566-200G	0.15	566-200CG	0.16	20

LD-571 **Female Adapter**
Adaptador Hembra
 Socket X Femle Thread
 Encolar X Rosca Hembra



ASTM Inch	DIN d(mm)	mm		Weight (kg/pc)				Pcs/Ctn
		A	B	Part Number	PVC	Part Number	CPVC	
1/2"	20	7.1	43.2	571-012	0.02	571-012C	0.03	75
3/4"	25	7.5	48.2	571-034	0.03	571-034C	0.04	50
1"	32	8.1	54.1	571-100	0.05	571-100C	0.05	50
1-1/4"	40	12.1	68.6	571-114	0.07	571-114C	0.07	40
1-1/2"	50	12.0	72.9	571-112	0.11	571-112C	0.12	28
2"	63	12.1	78.7	571-200	0.15	571-200C	0.16	30
2-1/2"	75	10.0	101.5	571-212	0.30	571-212C	0.32	24
3"	90	10.0	107.0	571-300	0.46	571-300C	0.48	12
4"	110	12.0	124.9	571-400	0.82	571-400C	0.86	18